

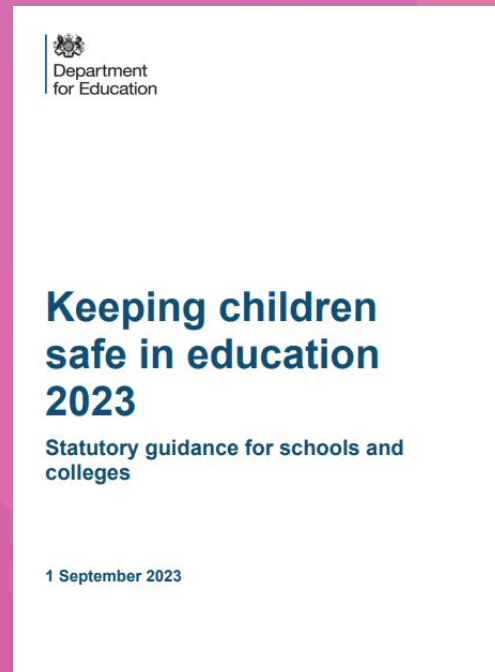


Keeping Safe:
How does the curriculum at
Whitchurch help to
keep children safe ?



Keeping Safe:

In this document we will consider how the curriculum (both explicit and implied) addresses the concerns of safety and risk management for children at different stages of their education through different curriculum areas of learning.



September 2023



Willow Class - Safety in EYFS

Risk, dangers and young children

As younger children develop their risk perception, adult supervision is key because they are often unaware of how dangerous or unsafe a situation might be. However, taking risks not inherently be considered a bad thing. In fact, it is considered an essential part of learning by many EYFS experts. By taking risks, a child's risk perception will be trained and developed to determine the level of risk and what should be considered unsafe behaviours. Our curriculum allows children to explore risk within a safe environment.

Risk Development

Recent research shows that when children take risks, they learn to test their boundaries, understand their physical capabilities and develop the ability to be somewhat self-sufficient. Safe risk-taking experiences also help children learn more about themselves and develop emotional coping strategies for the future. Every child approaches new opportunities differently, so it is important to guide, nurture and provide them with age-relevant ways to approach these experiences when they begin to take risks.

Teaching children about safety

Children should have begin to have been taught about safety from an early age. They will begin to follow safety guidelines and rules. However, we recognise a child shouldn't necessarily be expected to act in a safe and risk-free manner every time they approach a risky situation.

To help teach our children about safety through our EYFS curriculum, we use these methods:

- Use fun, interactive and practical activities. Through participation, children learn to be aware of potentially dangerous things and hazards to avoid and gain a healthy respect for safety precautions.
- Demonstrate safe behaviours. Many children are more likely to copy modelled actions in preference to what you tell them verbally.
- Repeat safety rules often and be consistent. We explain what we are doing and why we are doing it using language appropriate to the child's age so they can understand and comprehend.
- Encourage safe play. Teach children how to try to avoid injuries, such as those resulting from unexpected falls at the playground by showing them areas where accidental collisions are less likely to occur.
- Manage the risk environment, but try not to control it. This helps our children explore freely and to practice their personal safety skills with the added benefit of developing their confidence and competence in their abilities.

Willow Class - Safety in EYFS

Some examples of our curriculum and routines that minimise and teach the children about risk:

- Well established classroom routines and understanding of school rules (ready, respect and safe) – such as washing hands, walking to the carpet and lining up are all discussed in terms of why they are necessary for their safety.
- When using materials such as shaving foam or playdough, we talk to the children about the dangers of putting things in their mouths and the importance of washing hands afterwards.
- Whole class reading books are selected to introduce topics concerning safety such as dealing with 'Stranger Danger' and road safety.
- Visitors are selected to enhance learning experiences but also to teach safe life skills - such as the visits made by the fire and police services.



Whitchurch Primary @Whitchurch1 · Mar 1
Home reptileroadshow.co.uk Willow had a fantastic day yesterday with Richard and his collection of animals 🐢🐊🐍



Whitchurch Primary @Whitchurch1 · Feb 23
Another exciting day for Willow 🐣 Thank you



Willow at Forest School

Opportunities taken to discuss safety and risk management



Before each Forest school session, we discuss safety when going to/getting on the minibus (we have to walk into the road on the approach to school to reach the bus). Children are reminded each time of the fact that we are crossing a road and that we need to take extra care and stay alert. there is then a conversation about safe behaviour in the bus, and about the importance of wearing our seatbelts.

- At forest school, we begin with a review of rules designed to keep the children safe. These are presented on 'golden leaves', which the children hunt for at the beginning of each session, reinforcing the need for safe practice.
- All groups have the opportunity to enjoy a campfire. On each occasion we revise how to keep safe in around the fire: they're taught the 'stop, drop,roll' method -should a spark fly from the fire. The children are supported to learn that they will need to walk around the outside of the fire circle for any related activities.
- The children will pond dip – this activity also preceded by a safety briefing regarding deep water
- Tools: children will work with a saw and other simple hand-tools, so are taught how these should be used safely under supervision

The PE Curriculum



To ensure that the school keeps children safe in their PE lessons, we use the PE Association Safe Practice in PE, School Sport and Physical Activity guidance.



 **Whitchurch Primary** @Whitchurch1 · 21 Jul
Year 4 & 5 have been making great progress the pool this year. They are enjoying their final session with Brian this morning. #wpspe



The children are taught about safety in every PE lesson, be it discussing the possibility of injuries when performing a tag rugby warm up to why bare feet will provide a more stable balance in dance and gymnastic activities.

Of course, some aspects of PE lend themselves to life skills in which personal safety is paramount, such as when participating in many OAA activities, like climbing. We will discuss these opportunities for learning more in the 'Residential visits' section later.

Clearly when children swim with us in years 4 and 5 there is a huge aspect to do with safety and keeping yourself safe in and around water. This will include safe entry; lifesaving and a knowledge of emergency services and even the flag system used by lifeguards.

Bikeability road safety is taught to each child in Year 6.



Science Curriculum

The Science Curriculum offers children the opportunity to experience the world around them in a scientific manner and this leads to opportunities to learn about safety in these different learning situations.

Children may experience:

- handling and using unusual equipment ,which may be sharp, heavy, bulky or just awkward to hand'~ and may also be relatively fragile
- forces – feeling the effects of pushes pulls, the effect of gravity and mass
- friction, and also the lack of friction
- handling animals and plants, and growing plants
- working outside of the classroom
- investigating animal parts (such as owl pellets)
- growing microorganisms
- simple chemical reactions and the chemicals which are produced
- heating, and handling hot things
- electricity
- the Sun and UV radiation



Year 4 spent some of the afternoon examining owl pellets as part of our teeth and digestion topic. Some children wanted to keep their findings and bring them home so you might be seeing what they found for yourself. #wpsscience

Whitchurch Primary @Whitchurch1 · 1h That didn't take long - evidence of translocation already thanks to the worms. #wpsscience




Investigating the fat in some foods in y3 today. We've made predictions - tomorrow we will check out our results #wpsscience



Whitchurch Primary @Whitchurch1 · 7 Sep Year 3 are working in pairs to sort foods into food groups to kick off our work on nutrition #wpsscience



Year 4 tried two different types of circuits this week but we have all used these circuits for our nightlights. We tried them out earlier on. There was brilliant teamwork when a light didn't immediately come on to troubleshoot the problem. #wpssc



Computing Curriculum

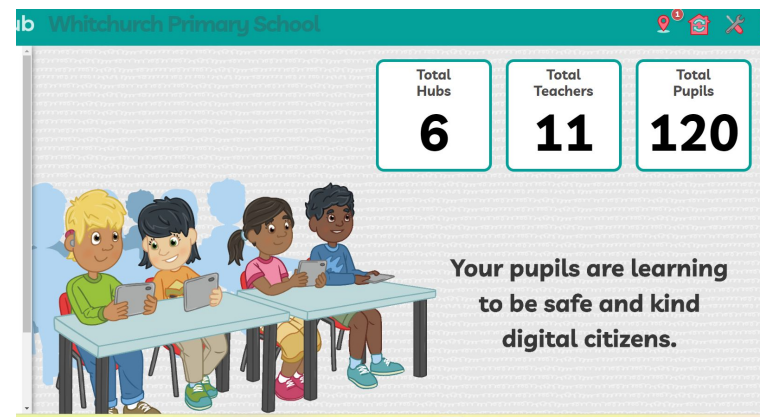
Clearly, it is vital that children are taught about the safe use of the internet and the school has been awarded a NOS certificate for our work in keeping the children online.

The way in which children are taught about the dangers of the internet change as they get older. For the younger children we use a series of websites and apps which explore different scenarios and the children learn what they should do in each to keep themselves safe. There are many parallels with work done within the PSHE curriculum here.

Older children are taught about dangers which can occur from 'over-sharing' online and trusting people they don't know.

Online Safety is taught through computing and PSHE lessons throughout the year. This involves examining and demonstrating appropriate behaviour and how to stay safe online. Our lessons delivered using Natterhub. Natterhub lessons are curriculum-aligned so you can track and meet online safety objectives. Requirements for RSHE, Citizenship, Computing and UKCIS 'Education for a Connected World' are covered.

- Self Image and Identity
- Online Relationships
- Online Reputation
- Online Bullying
- Managing Online Information
- Health, Well-being and Lifestyle
- Privacy & Security
- Copyright & Ownership



Whitchurch Primary @Whitchurch1 · Feb 8
Y1 read #Goldilocks this week as part of #InternetSafetyDay
[#wpscomputing](#)



Design Technology Curriculum


In a similar way to the Science curriculum, we teach children about the safe use of simple hand tools and also how to cook and prepare foods safely.



Whitchurch Primary @Whitchurch1 - 19 Jul ...
Y2 chefs prepared their own lunchtime salads today. Lots of safe knife skills and some great colours and flavours. [@jamieoliver](#) [@GreggAWallace](#) [@MasterChefUK](#) #wpsdt



Whitchurch Primary @Whitchurch1 - 20 Oct
Baby seat safely in place in this rear wheel drive design. #wpsdt



Whitchurch Primary @Whitchurch1 - 21 Oct ...
Year 5 completed their bird house prototypes today. Each house was specifically designed to meet the needs of one of Britain's most common birds, from robins to barn owls. #wpsdt



PSHE Scheme

Our PSHE is scheme (Jigsaw) fully compliant with the DfE Statutory Relationships & Health Education Guidance. It covers the following areas

- Families and the people who care for me
- Caring friendships
- Respectful relationships
- Online relationships
- Being safe
- Mental wellbeing
- Internet safety and harms
- Physical health and fitness
- Healthy eating
- Drugs, alcohol and tobacco
- Health and prevention
- Basic first aid
- Changing adolescent body

Relationships and Bullying

We teach about relationships in PSHE and we have anti bullying ambassadors.

During assemblies, PSHE and Computing lessons, we also learn about the bullying and what to do if it happens.

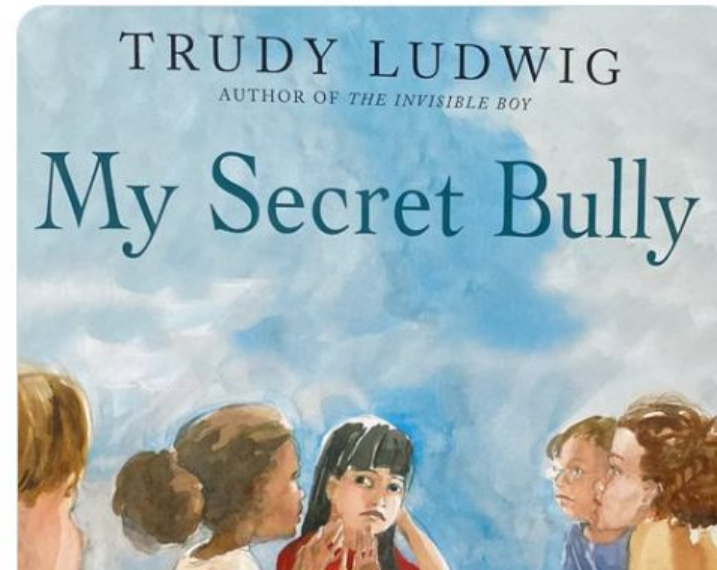
Whitchurch Primary @Whitchurch1 · Mar 13

Last Monday Y4 Anti-bullying ambassadors did an assembly about The Equality Act, today it's the turn of Y5&6. Can't wait to find out what they will teach us.



Whitchurch Primary

We received this from forward to sharing @TrudyLudwig



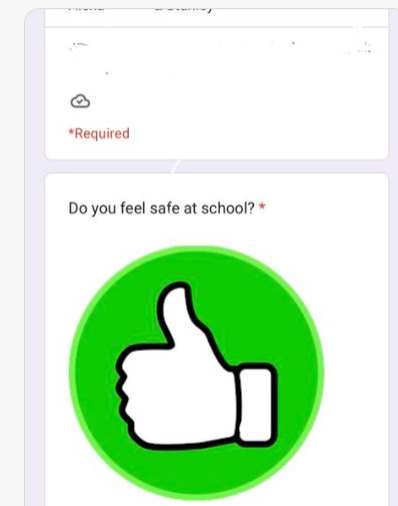
Whitchurch Primary @Whitchurch1 · Mar 13

Today some y5&6 members of the anti-bullying ambassadors group did an assembly to remind everyone about what bullying is and what to do about it. Fabulous presentation with lots of sensible questions.



Whitchurch Primary @Whitchurch1 · Jan 20

Our Anti-bullying Ambassadors have been finding out how safe their peers feel in school. They have used face to face questions with the younger children and made a survey to use with the older children. @ABAonline @NSPCC



Assemblies



Whitchurch Primary @Whitchurch1 · 23 Nov

Today in Upper School assembly we discussed what is and isn't cyber bullying and how an image can spread online.



youtube.com
NSPCC: I saw your willy
Uploaded with permission from Ad Agency Change and NSPCC for <http://adsoftheworld.com>



Whitchurch Primary @Whitchurch1 · 7 Nov

[youtube.com/watch?v=j-bDDe...](https://www.youtube.com/watch?v=j-bDDe...)

Today we watched this film. Nobody is normal shows children that lacking confidence, feeling not good enough or that you don't fit in, is a shared experience. #Childline says, "Don't suffer in silence."



youtube.com
Childline – "Nobody is normal"
For more Campaign video, visit:
www.campaignlive.co.uk/videoSubscribe to ...



Whitchurch Primary @Whitchurch1 · 28 Sep

Today in assembly we learnt about the important of respecting other peoples opinions



youtube.com
RESPECTING OTHERS OPINIONS



Whitchurch Primary @Whitchurch1 · 19 Oct

Today in assembly we watched the story of Karma who considered changing her hair after her class mates made her feel uncomfortable #karma'sworld #bhm #bhm2022 Thank you to A in y6 for recommending it.




Whitchurch Primary @Whitchurch1 · 13 Jul

Y6 learnt about the dangers of sending pictures today with this video : NSPCC I saw your Willy



vimeo.com
NSPCC I saw your Willy
Hornet Directors Yves Geleyn and Dan & Jason paired up to help launch this campaign for the ...





Whitchurch Primary @Whitchurch1 · 13 Jul

Upper school and lower school assemblies this week focused on water safety, by rivers and at the beach.



youtube.com
RNLI: How to stay SAFE on the beach | Newsround
With summer approaching but many travel restrictions still in place there's a very good chanc...



Whitchurch Primary @Whitchurch1 · 23 Nov

Today in lower school assembly we started watching a film about how to be an upstander. We will finish watching it next time. #antibullying #upstander



youtube.com
Becoming an "Upstander"
Children need to know what bullying looks like...and what to do about it.Sesame Street in Communities...



Assembly themes

PC Ben

Safety near railways

Being safe on the ice

E safety

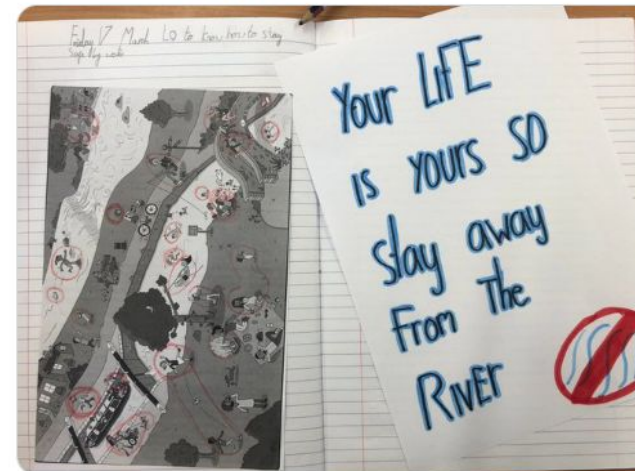
Sun safety

Bullying

River Canal Trust

Whitchurch Primary @Whitchurch1 · Mar 17

SAFE - Stay Away From the Edge. Thinking about water safety in year 3 this afternoon #wpsgeography



Sharing information with parents



National Online Safety @natonlinesafety · 1 Jun

Are you a master of the #metaverse? 🧐👤 This week's #WakeUpWednesday guide explores everything you need to know about virtual worlds and the #OnlineSafety risks you need to be aware of ⚠️

Download your FREE poster >> hubs.ly/Q01cz42b0



Whitchurch Primary @Whitchurch1 · 1 Aug



internetmatters.org
Information, Advice and Support to Keep Children Safe Online
Working with online safety experts, we're here to guide you through the many issues children can experience when using the internet



Whitchurch Primary @Whitchurch1 · 11 Jul

Don't forget hats, water and sun cream today 🧢💧☀️



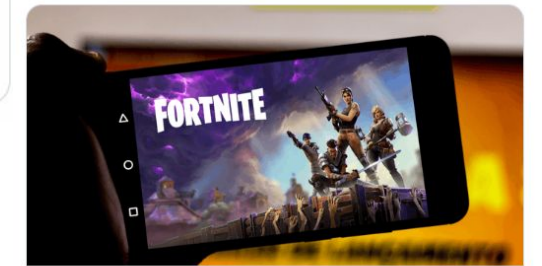
2

Whitchurch Primary @Whitchurch1 · Jan 16
Safeguarding is not just a school issue. This great piece of training is just 10 min long and applies to you what ever your job/ role. Let us know your thoughts.



nspcc.org.uk
Listen up, Speak up
Our free, 10-minute digital training will help you know what to do if a child needs help, or if you need support yourself.

Whitchurch Primary @Whitchurch1 · Jan 9



internetmatters.org
Fortnite Battle Royale - What parents need to know | Internet Matters
Tech expert Andy Robertson runs through Fortnite Battle Royale's features and benefits, and offers advice on how to keep children safe.



Whitchurch Primary @Whitchurch1 · 3 Dec

news.sky.com/story/what-is-...

What is Strep A and what are the symptoms of the bacterial infection?



🗨️ ↻️ ❤️ 2 📤



Whitchurch Primary @Whitchurch1 · 2 Dec

The Attendance Armadillo has returned!!! He will be spending the week in Poplar as they had the highest attendance so far this term with 96.19% #wpsattendance



Whitchurch Primary @Whitchurch1 · Dec 14, 2022

Huge shout out to @CyclesPankhurst for helping this young man stay safe on the roads this Christmas. 🚲 🇬🇧 🙌



Whitchurch Primary @Whitchurch1 · Nov 7, 2022

youtube.com/watch?v=j-bDDe...

Today we watched this film. Nobody is normal shows children that lacking confidence, feeling not good enough or that you don't fit in, is a shared experience. #Childline says, "Don't suffer in silence."



youtube.com

Childline – "Nobody is normal"

For more Campaign video, visit:

www.campaignlive.co.uk/videoSubscribe to ...

Residential

Arrived safely at HC. Beds are made (mainly by Mrs Driscoll 🙏) And now relaxing in the common room before evening meal and tonight's activity 'night search & rescue'



Whitchurch Primary @Whitchurch1 · 12 Oct
Year 5&6 river study measuring depth and flow rate #wpsgeography



🗨️ 🔄 ❤️ 7 📤

Whitchurch Primary @Whitchurch1 · 11 Oct
We are off to hunt for fossils!



🗨️ 🔄 ❤️ 10 📤